

Operating Manual – PowerXchanger®

Double Conversion AC Power Converter

Step-Up Series

22050UX-1000
22050UX-1500
22050UX-2000
22050UX-3000

Input Range: 100 Vac ~ 285 Vac

Input Frequency: 60Hz

Output Range: 200V-220V-230V-240V Selectable

Output Frequency: 50 Hz



Read this manual before using PowerXchanger®. Failure to follow the instructions and safety precautions in this manual can result in serious injury or death.

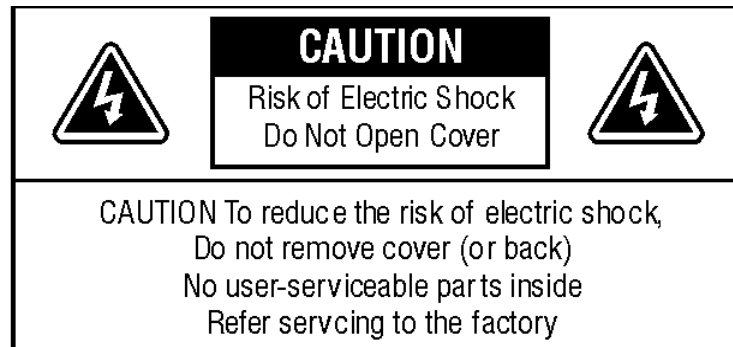
Keep this manual in a safe location for future reference.

CAUTION:

- The Converter connection instructions and operation described in the manual must be followed in the indicated order.
- Converter must be connected to a nearby wall outlet that is easily accessible. The Converter can be disconnected from the AC-power source by removing the power cord.
- DO NOT install the Converter near liquids or in an excessively damp environment.
- DO NOT let a foreign body penetrate inside the Converter.
- DO NOT block the ventilation grates of the Converter.
- DO NOT expose the Converter to direct sunlight or source of heat.
- If the Converter must be stored prior to installation, storage must be in a dry place.
- The admissible storage temperature range is -15°C to +55°C.

Special Symbols

The following are examples of symbols used on the Converter to alert you the important information.



RISK OF ELECTRIC SHOCK -

Indicates that a risk of electric shock is present, and the associated warning should be observed



CAUTION; REFER TO OPERATOR'S MANUAL -

Refer to your operator's manual for additional information, such as important operating and maintenance.



SAFETY EARTHING TERMINAL -

Indicates the primary safety ground.

TABLE of CONTENTS

1. Overview and Features	Page 4
2. Presentation	Page 5
2.1 Front panel	
2.2 Rear Panels	Page 6
3. Installation	Page 7
4. Operation	Page 8~9
5. Indication and Control	Page 10
5.1 LCD Display	
5.2 Thermal Protection	
5.3 Output Short Circuit Protection	
5.4 Output Overload Alarm	Page 11
5.5 Output Overload Protection	
6. Specifications	Page 12~13

1. OVERVIEW AND FEATURES

This series is a double conversion Power Converter which produces stable pure sine wave voltage and frequency output (O/P). With the Converter, you can protect your equipment from most of the power problems, including power sags, power surges, brownouts, and line noise, etc. With the common neutral topology, the Converter provides internal connection from AC I/P neutral to AC O/P neutral; thus, it does not need to use an isolation transformer to provide 0 volt from AC I/P neutral to O/P neutral. This feature will reduce the interference when connected to communication or video systems.


With outstanding performance and reliability, the unique benefits of the Converter include the following:

- * Common Neutral, Double Conversion Topology
(O/P Neutral to I/P Neutral is 0 Volts Normally)
- * Wide Range Input Window and Input Power Factor Correction
- * Low Noise Smart Cooling Fan Design
- * High Efficiency, New Full-bridge Converter Design
- * Full Function LCD Display
- * Automatic Restart of Loads After Overload Shutdown
- * AC Input Generator Compatible

2. PRESENTATION

2.1 Front Panel

The following shows the functions of the LCD Display:



1. Data Select
2. Main Control Button
3. LCD Display

2.2 Rear Panels

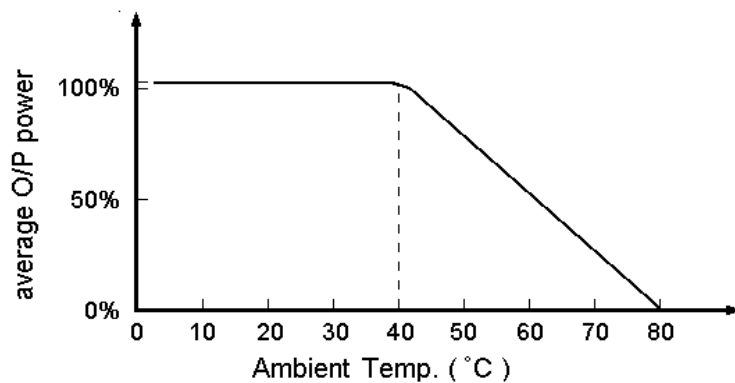
UX-1000, UX-1500, UX-2000, UX-3000



- ① Circuit Breaker
- ② Power Cord
- ③ Cooling Fan

3. INSTALLATION

- **SAVE THESE INSTRUCTION.** Please follow these instructions for installation and maintenance of the Converter. Please read all instructions before operating the equipment and save this manual for future reference.
- Increased ambient temperature will shorten the life of the Converter, keep the Converter away from heating elements.
- If ambient temperature is over 40°C, the load level will be reduced.
- The ambient temperature should be between 0°C and 40°C to ensure optimal operation, over this range will reduce the average output power due to thermal de-rating.




4. OPERATION

4.1 After installation with normal city power, the Converter will turn on automatically. Confirm the output voltage and frequency with the LCD display by pressing the up/down select button.

4.2 Converter OFF: Pushing the main control button for 3 seconds will turn off the output voltage of the Converter. The CPU will be in “OFF” (idle) mode when the LCD shows “OFF”

4.3 In Idle Mode, the Converter will turn on again when the main control button is pushed for 1 second. Please disconnect the input power if you want to shut down the Converter completely.

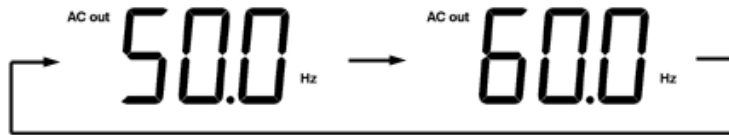


4.4 Change the Output Voltage and Frequency: Push the two selection buttons, \triangle and ∇ , at the same time for 3 seconds until the LCD display begins to blink.



4.4.1 To Change the Converter O/P Frequency

When the frequency value is blinking, push any selection button, \triangle or ∇ , for 1 second to change the frequency setting. The setting will keep changing every 2 seconds if you keep pushing the button. Push the two selection buttons at the same time to access the next setting customization option. To confirm the setting, leave the LCD Display blinking without pushing any buttons for 30 seconds. Once it stops blinking the new setting will take effect.



4.4.2 To Change the Converters Rated Voltage

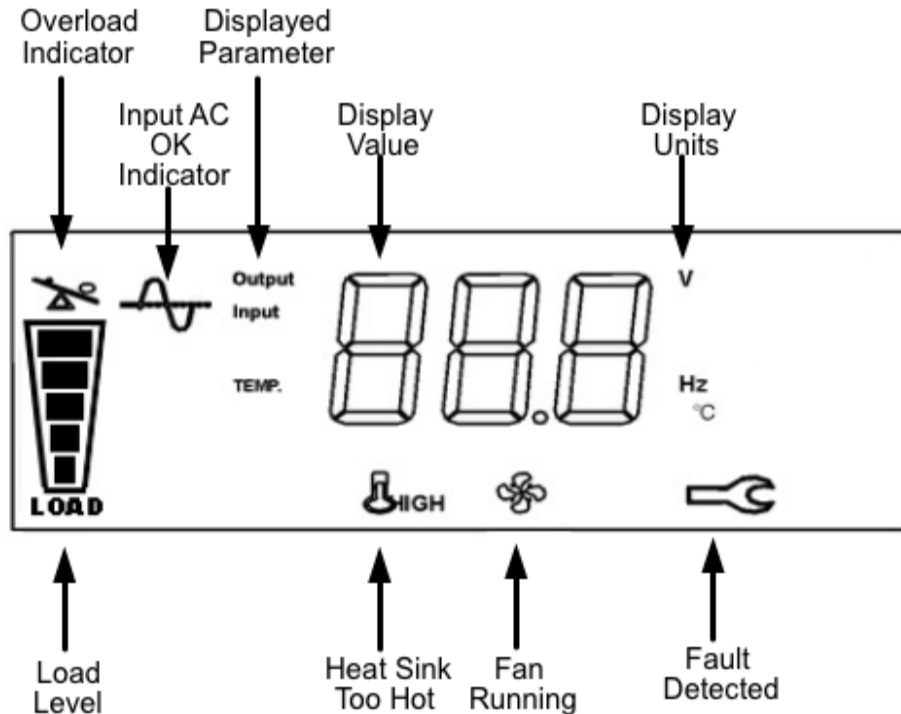
When the voltage value is blinking, push any selection button for 1 second to change the rated voltage. Keep pushing the button until the required voltage is blinking. Then, push the two select buttons at the same time to confirm, or leave the LCD blinking for 30 seconds to end.



5. INDICATION AND CONTROL

5.1 LCD Display

The Converter's LCD display shows the Input Voltage, Output Voltage, Output Frequency, Output Load Level, and Temperature.



5.2 Thermal Protection

If the Converter detects that it is starting to overheat, it will perform a sequence of 32 beeps every two seconds. The LCD Display will also show a high temperature symbol when the inside of the unit is too hot.

If the Converter continues to overheat, it will eventually turn itself off to protect itself from damage. Once the Converter has cooled off sufficiently, it will automatically restart.

5.3 Output Short Circuit Protection

If the Converter detects that the output voltage is too low for at least 250ms, and the output is short circuited or extremely overloaded, the Converter will shut down and attempt to restart after 30 seconds.

The Converter will continue attempts to restart up to 30 times. If the overload is still present after 30 attempts, the Converter shuts down and latches off. To restore the Converter's functionality, remove the cause of the output short circuit or extreme overload, then push the main control button for 1 second to turn the Converter on again.

5.4 Output Overload Alarm

The Converter can accept up to 129% of a load (*See Specification Sheet for each Model's Rating on Page 12*) before a continuous alarm begins to sound. If the output current drawn by the load exceeds the Converter's over current alarm threshold, the CPU timer will start to countdown. If the overload continues for more than one minute an audible alarm will sound as long as the overload is present. If the overload alarm continues for more than one minute, the Converter will turn off the output. After a 30 second delay, the Converter's output will restart.

5.5 Output Overload Protection

If the output of the Converter is loaded to more than its output overload protection threshold for more than two seconds, it will turn off its output, sound an audible alarm, and the LCD will display an overload symbol. After a 30 second delay, the Converter will turn on the output again. If the overload is no longer present, the audible alarm will stop, and the output will operate normally. If the overload is still present, the Converter will once again turn off the output and wait 30 seconds before attempting to start again.





6. SPECIFICATIONS

Step-Up Voltage and Frequency Converter (UX Series) 1000VA / 1500VA / 2000VA / 3000VA UX-1K / UX-1.5K / UX-2K / UX-3K

Output

Capacity	1000VA/900W	1500VA/1350W	2000VA/1800W	3000VA/2700W*
Output Voltage	200V/220V/230V/240V Selectable			
Voltage Waveform	Sine Wave			
Crest Factor	3 : 1			
Output Frequency (Sync to Mains)	50/60Hz (Selectable from LCD Function Button)			
Output Frequency (Not Sync to Mains)	50±0.01Hz or 60±0.01Hz			
Regulation	±2% of Selected Output Voltage (Adjustable by Using the Setting Software)			
Output Current 200 V ~ 240 V	4.2 Amp	6.3 Amp	8.4 Amp	12.5 Amp
Output Peak Current (<250mS)	13 Amp	20 Amp	27Amp	37 Amp
Overload Protection	100%~129% for 60 seconds, then audible alarm; audible alarm sounds for 60 seconds before shutting down >130%, alarm will go off for 2 seconds and then shutting down			
Harmonic Distortion	<3% (At Full Resistive Load)			
Efficiency	Up to 90%			

Input

Voltage Range	100V~285Vac			240 volts Range: 180V~285V <i>Requires a Dedicated 240-Volt Power</i>
Frequency Range	45~70Hz			
Input Current	10 Amp	15 Amp	20 Amp	20 Amp
Wall-Outlet Type Required	 NEMA 5-15 R (15 Amps)	 NEMA 5-20 R (20 Amps)	 NEMA 5-20 R (20 Amps)	 NEMA 6-20 R (20 Amps)
Power Factor	≥ 0.98			
Surge Current	<100A, 3mS			

☐ Communications & Management

Control panel	LCD
Audible alarm	Overload Alarm, Short-Circuit Alarm, and Thermal Alarm

☐ Environmental and Safety

Operating Temp.	Up to 1500 meters: 0°C to 40°C (32°F to 104°F)
Transit/storage Temp.	-15°C to 55°C (5°F to 131°F)
Relative Humidity	5 - 95% Non-Condensing
Operating Altitude	0 ~ 3000 meters
Audible Noise	≤45 dBA (At 1 Meter From Surface of Unit)
Safety Markings	BSMI CE
Quality Control System	ISO9001

☐ Physical

Unit Dimensions D x H x W	UX-1K:	38×22×18cm	15×9×7in
	UX-1.5K:	45×22×18cm	18×9×7in
	UX-2K:	51×22×18cm	20×9×7in
	UX-3K:	51×22×18cm	20×9×7in
Unit Weight	UX-1K:	6.5kg	14 lbs
	UX-1.5K:	7kg	15.5 lbs
	UX-2K:	8kg	17.6 lbs
	UX-3K:	8.5kg	18.7 lbs
Shipping Dimensions D x H x W; Weight	UX-1K:	51×32×35cm; 7.2kgs	20×12.5×14in; 16lbs
	UX-1.5K:	56×32×35cm; 8.8kgs	22×12.5×14in; 19.50lbs
	UX-2K:	64×32×35cm; 10.6kgs	25×12.5×14in; 23.50lbs
	UX-3K:	64×32×35cm 10.6kg	25×12.5×14in; 23.5lbs

PS.“*” Please refer to the input range for the condition of output rated capacity.

LIMITED WARRANTY

Adaptive Frequency Inc. warrants for two years from the date of shipment, the product is free of manufacturing defects and conforms to Adaptive's product specifications in force as of the date of manufacture of the product shipped.

This warranty does not apply to accidental damage, shipping damage, misuse, abnormal line or source voltage, abnormal conditions of operation beyond the parameters specified in this product manual;

- Products which have been opened, misused, tampered with internally and or deliberately modified will void the warranty;
- The failure to return a unit claimed to be defective in its original packaging will void the warranty;
- Upon receiving the properly returned defective unit, Adaptive will verify that the unit is defective and upon verification will ship a replacement unit at Adaptive's cost and reimburse purchaser's shipping charges for return of the defective unit.
- Prior to shipping the defective unit, purchaser shall contact Adaptive at www.PowerXchanger.com>Returns to complete a return authorization form and so that Adaptive can assist in making the shipping arrangements;
- Any claim under this warranty requires that purchaser send with the return shipment, a proof of purchase, the unit serial number and the completed return authorization form;
- If it is determined that this warranty has been voided for any of the above reasons, the unit will be returned to the sender;

Adaptive shall only be liable under this warranty if the product has been used in accordance with Adaptive's instructions, in force on the date of purchase.

The purchaser must examine the product when received and promptly notify Adaptive in writing of any non-conformity before the product is used and no later than 30 days after such non-conformity is first discovered. If Adaptive, in its sole discretion, determines that the product has breached the above warranty, it will, at its sole discretion: replace the non-conforming product; refund the purchase price; or issue a credit in the amount of the purchase price. This is the sole and exclusive remedy for breach of this warranty. Any modification of this Warranty shall be binding only if such modification is in writing, and signed by an Adaptive officer. This information supersedes all other sales information received by the purchaser during the sales process.

THE FOREGOING WARRANTY SHALL BE EXCLUSIVE AND IN LIEU OF ANY OTHER WARRANTIES, EXPRESS OR IMPLIED, INCLUDING WARRANTIES OF MERCHANTABILITY AND FITNESS FOR A PARTICULAR PURPOSE, AND ALL OTHER WARRANTIES OTHERWISE ARISING BY OPERATION OF LAW, COURSE OF DEALING, CUSTOM, TRADE OR OTHERWISE.

LIMITED LIABILITY

Adaptive Frequency Inc. ("Adaptive") shall not be liable in contract or in tort including, without limitation, negligence, strict liability or otherwise for loss of sales, revenues or profits; cost of capital or funds; business interruption or cost of downtime, loss of use, damage to or loss of use of other property (real or personal); failure to realize expected saving; frustration of economic or business expectations; claims by third parties (other than for bodily injury), or economic losses of any kind; or for any special; incidental, indirect, consequential, punitive or exemplary damages arising in any way out of the performance of, or failure to perform, its obligations under any contract for sale of product, even if Adaptive could foresee or has been advised of the possibility of such damages.

In addition, Adaptive's liability shall be limited to the purchase price of the Adaptive product or products that is the source of the claim, and in no event more than the aggregate purchase price, for the last six months, of Adaptive's products purchased by the purchasing party. The Parties expressly agree that these limitations on damages are allocations of risk constituting, in part, the consideration for this agreement, and also that such limitations shall survive the determination of any court of competent jurisdiction that any remedy provided in these terms or available at law fails of its essential purpose.

